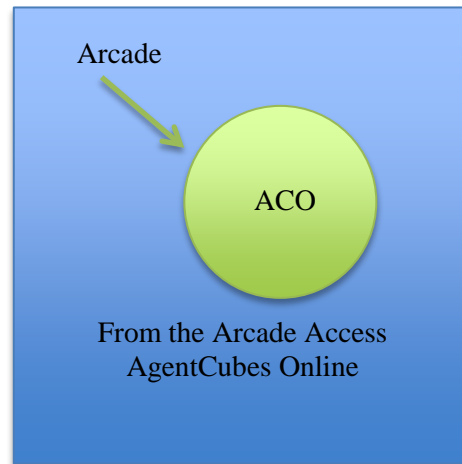


## How to Access AgentCubes Online through the Arcade

First access Arcade



1) Go to the Arcade:

<http://scalablegamedesign.cs.colorado.edu/arcade/>

2) User name and password are required

- if you don't have an account create one
- teachers and students use your account info

3) Choose New Project Tab

4) Enter Project name and Assignment key

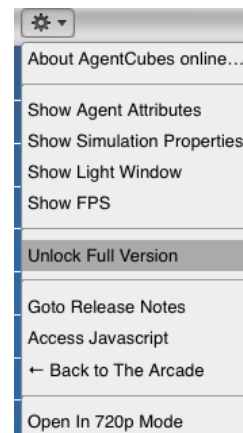
(if you are a student your teacher will give you the assignment key)

5) AgentCubes Online LITE will be available

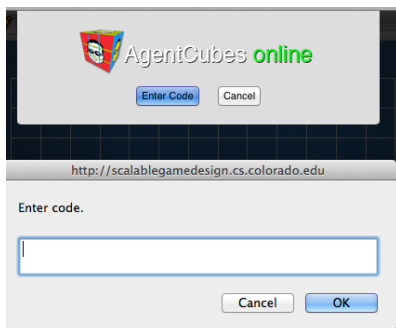


6) To unlock the FULL Version go to the action button

7) Choose "Unlock Full Version"



8) Enter Code (teacher will give this code out to students)



Click OK.

You have now access to the full version.